


Contents

Selecting Your Guitar	5	The Three-String G⁷ Chord	20
Steel Strings and Nylon Strings		<i>My Second Chord</i>	
Acoustic Guitars and Electric Guitars	6	ACTIVITY: The Three-String G ⁷ Chord	21
Caring for Your Guitar		<i>Troubadour Song</i>	22
Tuning Your Guitar	7	<i>Skip to My Lou</i>	23
Tuning with the CDs		<i>London Bridge</i>	24
Tuning without the CDs		The Three-String G Chord	25
How to Hold Your Guitar	8	<i>My Third Chord</i>	
Strumming the Strings	9	ACTIVITY: The Three-String G Chord.....	26
Strumming with a Pick		Three Chords in One Song	27
Strumming with Your Fingers		<i>Rain Comes Down</i>	
<i>Time to Strum!</i>		The Repeat Sign	28
Strumming Notation	10	<i>Merrily We Roll Along</i>	
Beats		ACTIVITY: The Repeat Sign	29
Introducing the Quarter-Note Slash		<i>Love Somebody</i>	30
The Staff and Treble Clef		The Three-String D⁷ Chord	31
Bar Lines, Measures, and Time Signatures		<i>My Fourth Chord</i>	
<i>More Time to Strum</i>		ACTIVITY: The Three-String D ⁷ Chord	32
ACTIVITY: The Staff and Treble Clef.....	11	Using D⁷ with Other Chords	33
ACTIVITY: Bar Lines and Measures.....	12	<i>When the Saints Go Marching In</i>	34
ACTIVITY: The $\frac{4}{4}$ Time Signature	13	<i>Yankee Doodle</i>	35
ACTIVITY: The Quarter-Note Slash.....	13	ACTIVITY: Write Your Own Song with	
ACTIVITY: Counting Time	14	Three-String Chords.....	36
Using Your Left Hand	15	Getting Acquainted with Music Notation	37
Hand Position		Notes	
Placing a Finger on a String		The Staff	
How to Read Chord Diagrams		The Music Alphabet	
The Three-String C Chord	16	Clefs	
<i>My First Chord</i>		ACTIVITY: The Staff.....	38
ACTIVITY: The Three-String C Chord.....	17	Introducing the Quarter Note	39
The Quarter Rest	18	<i>Clap and Count out Loud</i>	
<i>Three Blind Mice</i>		ACTIVITY: The Quarter Note.....	40
ACTIVITY: The Quarter Rest.....	19	Notes on the First String: Introducing E	41
		<i>Elizabeth, the Elephant</i>	
		ACTIVITY: The Note E (1st String).....	42

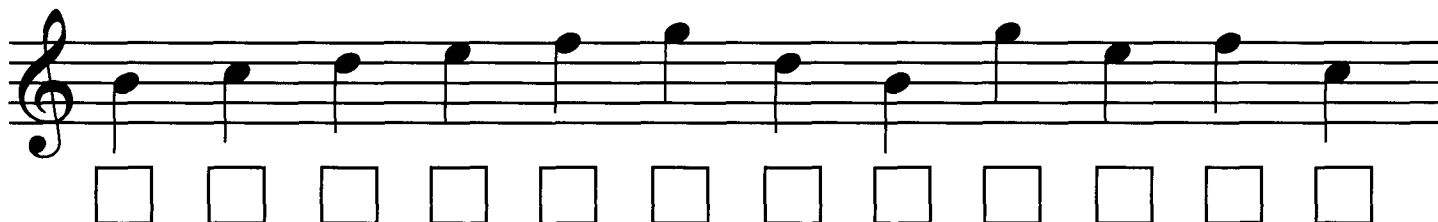
The Note E with Chords	43	Notes on the Third String: Introducing G	67
<i>Note and Strum</i>		<i>Three Open Strings</i>	
Notes on the First String: Introducing F	44	<i>Little Steps and Big Leaps</i>	
<i>Up-Down-Up</i>		ACTIVITY: The Note G (3rd String)	68
ACTIVITY: The Note F (1st String).....	45	<i>Alouette</i>	69
The Notes E and F with Chords	46	Notes on the Third String: Introducing A	70
Notes on the First String: Introducing G	47	Introducing the Whole Note	
<i>The Mountain Climber</i>		<i>A Is Easy!</i>	
ACTIVITY: The Note G (1st String).....	48	<i>Taking a Walk</i>	
The Notes E, F, and G with Chords	49	ACTIVITY: The Note A (3rd String).....	71
<i>Brave in the Cave</i>		<i>Aura Lee</i>	72
<i>Single Notes, Then Chord! Chord! Chord!</i>	50	<i>She'll Be Comin' 'Round the Mountain</i>	73
<i>Pumpkin Song</i>	51	Review: Music Matching Games	74
Notes on the Second String: Introducing B	52	Notes on the Fourth String: Introducing D	75
<i>Two Open Strings</i>		<i>Four Open Strings</i>	
<i>Two-String Melody</i>		<i>I Choose Guitar!</i>	
ACTIVITY: The Note B (2nd String)	53	ACTIVITY: The Note D (4th String)	76
<i>Jumping Around</i>	54	Introducing the Half-Note Slash	77
Notes on the Second String: Introducing C	55	<i>The Lone Star Trail</i>	
<i>Ping Pong Song</i>		ACTIVITY: The Half-Note Slash	78
<i>Soccer Game</i>		Introducing Four-String Chords	79
ACTIVITY: The Note C (2nd String).....	56	The Four-String G Chord	
The Half Rest	57	The Four-String G ⁷ Chord	
<i>When I Feel Best</i>		<i>New Chord Exercise</i>	
ACTIVITY: The Half Rest	58	ACTIVITY: The Four-String G and G ⁷ Chords	80
Notes on the Second String: Introducing D	59	<i>Rock Me Mozart</i>	81
<i>A-Choo!</i>		Notes on the Fourth String: Introducing E	82
ACTIVITY: The Note D (2nd String).....	60	<i>On My Horse</i>	
ACTIVITY: The Notes B, C, D, E, F, and G	61	ACTIVITY: The Note E (4th String)	83
ACTIVITY: Notes on the Strings:		<i>Old MacDonald Had a Farm</i>	84
B, C, D, E, F, and G	62	The Four-String C Chord	84
The Half Note	63	Introducing Common Time	
<i>Ode to Joy</i>		<i>C Blues</i>	
ACTIVITY: The Half Note	64	ACTIVITY: The Four-String C Chord	85
<i>Jingle Bells</i>	65	ACTIVITY: Common Time.....	85
<i>Mary Had a Little Lamb</i>	66	ACTIVITY: Write Your Own Song	
		with Four-String Chords.....	86

ACTIVITY: The Notes B, C, D, E, F, and G



Reading the Notes B, C, D, E, F, and G

Write the letter name of each note in the box below the staff.



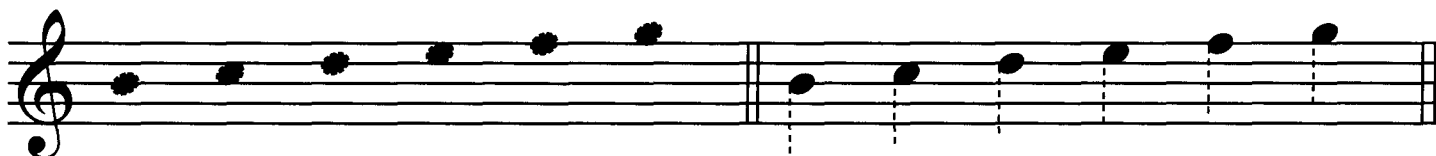
Word Fun with Notes

Write the letter name of each note on the line below the staff. The notes in each measure spell a word!



Drawing the Notes B, C, D, E, F, and G

Write the noteheads first, and then add the stems going down.



Now, write all six notes in order from B to G two times.

