

Contents

1. The Tuning Notes E - A - D - G (A = 441 Hertz)	
2. The First Twinkle Rhythm with Drum	<i>K. Wartberg</i>
3. Rhythm on E	<i>K. Wartberg</i>
4. Rhythm on A	<i>K. Wartberg</i>
5. Rhythm on E and A	<i>K. Wartberg</i>
6. Rhythm with Three Fingers	<i>K. Wartberg</i>
7. Rhythm on E and 1	<i>K. Wartberg</i>
8. Rhythm on E and 3	<i>K. Wartberg</i>
9. The First Variation with Rests	<i>K. Wartberg</i>
10. The Theme on the Open E String	<i>K. Wartberg</i>
11. The Second Twinkle Rhythm with Drum	<i>K. Wartberg</i>
12. Rhythm on E (Second Twinkle Rhythm)	<i>K. Wartberg</i>
13. Rhythm on E and A (Second Twinkle Rhythm)	<i>K. Wartberg</i>
14. Rhythm with Three Fingers (Second Twinkle Rhythm)	<i>K. Wartberg</i>
15. The Third Twinkle Rhythm with Drum	<i>K. Wartberg</i>
16. Rhythm on E (Third Twinkle Rhythm)	<i>K. Wartberg</i>
17. Rhythm on E and A (Third Twinkle Rhythm)	<i>K. Wartberg</i>
18. Rhythm with Three Fingers (Third Twinkle Rhythm)	<i>K. Wartberg</i>
19. The Fourth Twinkle Rhythm with Drum	<i>K. Wartberg</i>
20. Rhythm on E (Fourth Twinkle Rhythm)	<i>K. Wartberg</i>
21. Rhythm on E and A (Fourth Twinkle Rhythm)	<i>K. Wartberg</i>
22. Rhythm with Three Fingers (Fourth Twinkle Rhythm)	<i>K. Wartberg</i>
23. The Fifth Twinkle Rhythm with Drum	<i>K. Wartberg</i>
24. Rhythm on E (Fifth Twinkle Rhythm)	<i>K. Wartberg</i>
25. Rhythm on E and A (Fifth Twinkle Rhythm)	<i>K. Wartberg</i>
26. Rhythm with Three Fingers (Fifth Twinkle Rhythm)	<i>K. Wartberg</i>
27. The Clapping Game	<i>K. Wartberg</i>
28. The A Major Scale with the First Twinkle Rhythm	<i>K. Wartberg</i>
29. - 34. All Twinkle Variations and the Theme with Rests Before the Third Finger	<i>K. Wartberg</i>
35. The Bell-Tone Scale	<i>K. Wartberg</i>
36-37. All Twinkle Variations and the Theme	<i>Folk Song</i>
38. The Cuckoo Song	<i>V. Kimiti</i>
39-42. Lightly Row	<i>Folk Song</i>
43. The A Major Scale - The Little Doggy	<i>K. Wartberg</i>
44. The Grasshopper Exercise	<i>K. Wartberg</i>
45-48. Song of the Wind	<i>Folk Song</i>
49. Snow and Wind (on the A String)	<i>K. Wartberg</i>
50-52. Go Tell Aunt Rhody	<i>Folk Song</i>
53. Snow and Wind (on the E String)	<i>K. Wartberg</i>
54-56. Oh Come, Little Children	<i>Folk Song</i>
57. The First Finger-Dance (on the A String)	<i>V. Kimiti</i>
58-61. May Song	<i>Folk Song</i>
62. The Practice Chain in D Major	<i>K. Wartberg</i>
63-65. Long, Long Ago	<i>T. H. Bayly</i>
66. The Second Finger-Dance (on the D String)	<i>V. Kimiti</i>
67-70. Thunderstorm (A Preparatory Song for "Allegro") *	<i>K. Wartberg</i>

* "Allegro" has been replaced with "Thunderstorm" due to copyright restrictions.

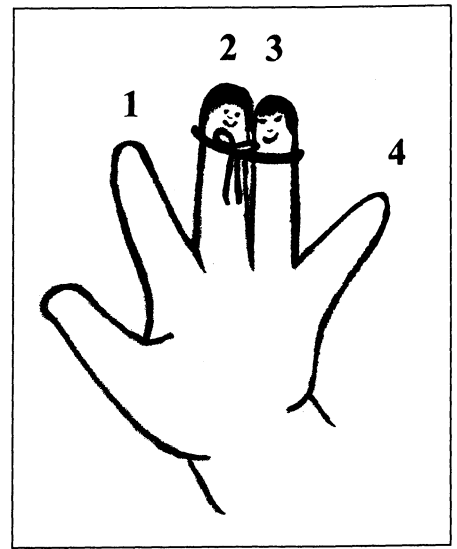
The piano accompaniment can be used both for "Thunderstorm" and "Allegro." In addition, both songs can be played simultaneously.

Rudolf Gaehler	Violin
Gino Romero Ramirez	Djembé (African drum)
David Andruss	Piano and Piano Arrangements for all recorded pieces
Ingo Klatt	Sound Engineer

Recorded in the Steinway-Haus Heinersdorff, Düsseldorf, Germany

6. Rhythm with Three Fingers

Canción con tres dedos
Chanson des trois doigts




Finger preparation

Repeat 1 time!

7. Rhythm on E and 1

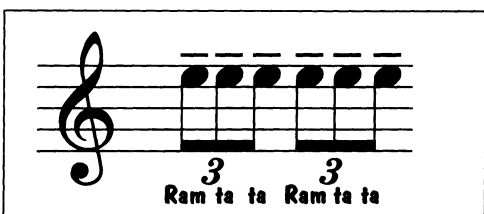
Canción con el primer dedo
Chanson d'un doigt




- 11. El segundo ritmo con tambor
- 12. Canción de la cuerda de Mi
- 13. Canción con cambio de cuerdas
- 14. Canción con tres dedos



- 15. El tercer ritmo con tambor
- 16. Canción de la cuerda de Mi
- 17. Canción con cambio de cuerdas
- 18. Canción con tres dedos



- 19. El cuarto ritmo con tambor
- 20. Canción de la cuerda de Mi
- 21. Canción con cambio de cuerdas
- 22. Canción con tres dedos



- 23. El quinto ritmo con tambor
- 24. Canción de la cuerda de Mi
- 25. Canción con cambio de cuerdas
- 26. Canción con tres dedos

11–14. Second Twinkle Rhythm

- 11. The Second Rhythm with Drum
- 12. Rhythm on E
- 13. Rhythm on E and A
- 14. Rhythm with Three Fingers

- 11. Deuxième rythme avec tambour
- 12. Rythme sur Mi
- 13. Rythme sur Mi et La
- 14. Rythme avec trois doigts

15–18. Third Twinkle Rhythm

- 15. The Third Rhythm with Drum
- 16. Rhythm on E
- 17. Rhythm on E and A
- 18. Rhythm with Three Fingers

- 15. Troisième rythme avec tambour
- 16. Rythme sur Mi
- 17. Rythme sur Mi et La
- 18. Rythme avec trois doigts

19–22. Fourth Twinkle Rhythm

- 19. The Fourth Rhythm with Drum
- 20. Rhythm on E
- 21. Rhythm on E and A
- 22. Rhythm with Three Fingers

- 19. Quatrième rythme avec tambour
- 20. Rythme sur Mi
- 21. Rythme sur Mi et La
- 22. Rythme avec trois doigts

23–26. Fifth Twinkle Rhythm

- 23. The Fifth Rhythm with Drum
- 24. Rhythm on E
- 25. Rhythm on E and A
- 26. Rhythm with Three Fingers

- 23. Cinquième rythme avec tambour
- 24. Rythme sur Mi
- 25. Rythme sur Mi et La
- 26. Rythme avec trois doigts

27. The Clapping Game

All of the rhythms will be played one after another. After the piano plays a rhythm, you should clap the same rhythm.

27. Juego con palmadas

Ahora se repiten todos los ritmos uno detras de otro. El piano toca primero y tu palmeas después.

27. Le jeu "Battre des Mains"

Tous les rythmes sont joués maintenant, les uns après les autres. Le piano joue d'abord un rythme, puis tu le tapes dans tes mains.

28. The A Major Scale with the First Twinkle Rhythm

- 28. La escala de La Mayor con el primer ritmo
- 28. La gamme La Majeur sur le premier rythme avec tambour