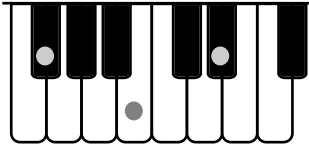


# Grade 4 Stage 1

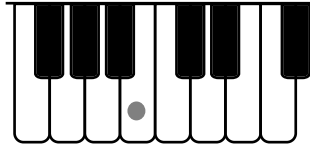
**E minor  
Dominant  
7th chords**

The new chord in E minor is Chord V, **B major**:

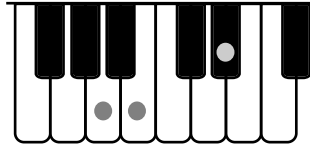
Fully fingered:



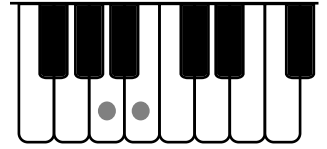
Single finger:



B<sup>7</sup> fully fingered:

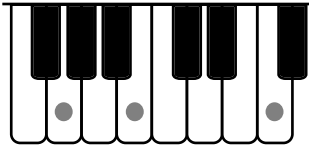


B<sup>7</sup> single finger:

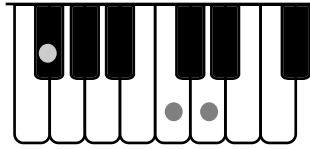


You will also come across **dominant 7th** chords in your sight-reading. This is indicated by adding the number 7 after the chord symbol and means the seventh note should be added to Chord V of each key. Get used to playing this chord – here it is in the main keys so far:

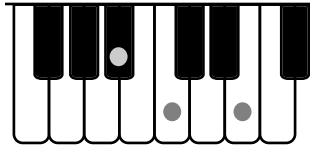
G<sup>7</sup>



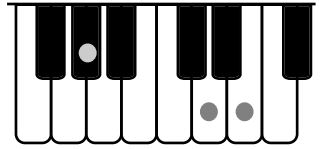
D<sup>7</sup>



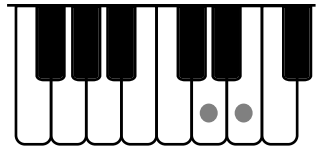
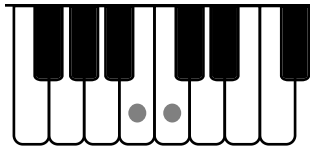
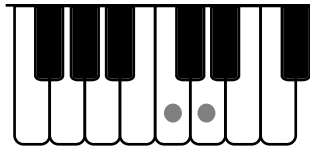
C<sup>7</sup>



E<sup>7</sup>



The single-finger version of each is played like this:



## Rhythmic exercises

1 Em Am B Em 2 Em C B<sup>7</sup> Em

## Melodic exercises

### Set 1: Introducing E minor

Voice: Flute

1

# Grade 4 Stage 3

Two-note  
chords  
Revision

## Rhythmic exercises

Remember to count two bars in.

1

4/4

2

3/4

3

4/4

## Melodic exercises

Voice: Cello

1

G D D<sup>7</sup> G Em

G C D<sup>7</sup> G D<sup>7</sup> G

Voice: Strings

2

Dm A<sup>7</sup> Dm A<sup>7</sup>

B<sup>b</sup> Gm A<sup>7</sup> Dm

## Prepared pieces

- 1 What is the key of this piece? Play the scale.
- 2 Tap the rhythm of the melody with your right hand and the chord changes with your left.
- 3 How many times is the rhythm in bar 1 repeated?
- 4 Play the first note and hear the piece through in your head.
- 5 Improvise a melody in this key.
- 6 Improvise a melody to fit these chord changes.

**Voice: Strings Style: Waltz** ♩ = 85

1  
□

- 1 How many repeated patterns can you find? Are any bars repeated exactly?
- 2 Play all the three-note chords and say their chord names as you play them.
- 3 Tap the rhythm of the melody with your right hand and the pulse with your left.
- 4 Think about your fingering and how you will play the B flats.
- 5 Play the first chord and hear the piece through in your head.
- 6 Improvise a short melody using this style and voice.

**Voice: Brass Style: March** ♩ = 85

2  
□