

Contents

Selecting Your Guitar	5	The Three-String G⁷ Chord	20
Steel Strings and Nylon Strings		<i>My Second Chord</i>	
Acoustic Guitars and Electric Guitars	6	ACTIVITY: The Three-String G ⁷ Chord	21
Caring for Your Guitar		<i>Troubadour Song</i>	22
Tuning Your Guitar	7	<i>Skip to My Lou</i>	23
Tuning with the Audio Tracks		<i>London Bridge</i>	24
Tuning without the Audio Tracks		The Three-String G Chord	25
How to Hold Your Guitar	8	<i>My Third Chord</i>	
Strumming the Strings	9	ACTIVITY: The Three-String G Chord	26
Strumming with a Pick		Three Chords in One Song	27
Strumming with Your Fingers		<i>Rain Comes Down</i>	
<i>Time to Strum!</i>		The Repeat Sign	28
Strumming Notation	10	<i>Merrily We Roll Along</i>	
Beats		ACTIVITY: The Repeat Sign	29
Introducing the Quarter-Note Slash		<i>Love Somebody</i>	30
The Staff and Treble Clef		The Three-String D⁷ Chord	31
Bar Lines, Measures, and Time Signatures		<i>My Fourth Chord</i>	
<i>More Time to Strum</i>		ACTIVITY: The Three-String D ⁷ Chord	32
ACTIVITY: The Staff and Treble Clef	11	Using D⁷ with Other Chords	33
ACTIVITY: Bar Lines and Measures	12	<i>When the Saints Go Marching In</i>	34
ACTIVITY: The $\frac{4}{4}$ Time Signature	13	<i>Yankee Doodle</i>	35
ACTIVITY: The Quarter-Note Slash	13	ACTIVITY: Write Your Own Song with	
ACTIVITY: Counting Time	14	Three-String Chords	36
Using Your Left Hand	15	Getting Acquainted with Music Notation	37
Hand Position		Notes	
Placing a Finger on a String		The Staff	
How to Read Chord Diagrams		The Music Alphabet	
The Three-String C Chord	16	Clefs	
<i>My First Chord</i>		ACTIVITY: The Staff	38
ACTIVITY: The Three-String C Chord	17	Introducing the Quarter Note	39
The Quarter Rest	18	<i>Clap and Count Out Loud</i>	
<i>Three Blind Mice</i>		ACTIVITY: The Quarter Note	40
ACTIVITY: The Quarter Rest	19	Notes on the First String: Introducing E	41
		<i>Elizabeth, the Elephant</i>	
		ACTIVITY: The Note E (1st String)	42

The Note E with Chords	43	Notes on the Third String: Introducing G	67
<i>Note and Strum</i>		<i>Three Open Strings</i>	
Notes on the First String: Introducing F	44	<i>Little Steps and Big Leaps</i>	
<i>Up-Down-Up</i>		ACTIVITY: The Note G (3rd String)	68
ACTIVITY: The Note F (1st String)	45	<i>Alouette</i>	69
The Notes E and F with Chords	46	Notes on the Third String: Introducing A	70
Notes on the First String: Introducing G	47	Introducing the Whole Note	
<i>The Mountain Climber</i>		<i>A Is Easy!</i>	
ACTIVITY: The Note G (1st String)	48	<i>Taking a Walk</i>	
The Notes E, F, and G with Chords	49	ACTIVITY: The Note A (3rd String)	71
<i>Brave in the Cave</i>		<i>Aura Lee</i>	72
<i>Single Notes, Then Chord! Chord! Chord!</i>	50	<i>She'll Be Comin' 'Round the Mountain</i>	73
<i>Pumpkin Song</i>	51	Review: Music Matching Games	74
Notes on the Second String: Introducing B	52	Notes on the Fourth String: Introducing D	75
<i>Two Open Strings</i>		<i>Four Open Strings</i>	
<i>Two-String Melody</i>		<i>I Choose Guitar!</i>	
ACTIVITY: The Note B (2nd String)	53	ACTIVITY: The Note D (4th String)	76
<i>Jumping Around</i>	54	Introducing the Half-Note Slash	77
Notes on the Second String: Introducing C	55	<i>The Lone Star Trail</i>	
<i>Ping Pong Song</i>		ACTIVITY: The Half-Note Slash	78
<i>Soccer Game</i>		Introducing Four-String Chords	79
ACTIVITY: The Note C (2nd String)	56	The Four-String G Chord	
The Half Rest	57	The Four-String G ⁷ Chord	
<i>When I Feel Best</i>		<i>New Chord Exercise</i>	
ACTIVITY: The Half Rest	58	ACTIVITY: The Four-String	
Notes on the Second String: Introducing D	59	G and G ⁷ Chords	80
<i>A-Choo!</i>		<i>Rock Me Mozart</i>	81
ACTIVITY: The Note D (2nd String)	60	Notes on the Fourth String: Introducing E	82
ACTIVITY: The Notes B, C, D, E, F, and G	61	<i>On My Horse</i>	
ACTIVITY: Notes on the Strings:		ACTIVITY: The Note E (4th String)	83
B, C, D, E, F, and G	62	<i>Old MacDonald Had a Farm</i>	84
The Half Note	63	The Four-String C Chord	84
<i>Ode to Joy</i>		Introducing Common Time	
ACTIVITY: The Half Note	64	<i>C Blues</i>	
<i>Jingle Bells</i>	65	ACTIVITY: The Four-String C Chord	85
<i>Mary Had a Little Lamb</i>	66	ACTIVITY: Common Time	85
		ACTIVITY: Write Your Own Song	
		with Four-String Chords	86

Notes on the Fourth String: Introducing F . . .	87	Notes on the Sixth String: Introducing G . . .	113
<i>Baseball</i>		<i>All the Notes I Know So Far</i>	
ACTIVITY: The Note F (4th String)	88	<i>Do-Re-Mi Is for Me!</i>	
ACTIVITY: Notes on the Strings:		ACTIVITY: The Note G (6th String)	114
D, E, F, G, and A	89	<i>Spy Rock</i>	115
<i>Reuben, Reuben</i>	90	<i>The Farmer in the Dell</i>	116
Dotted Half Notes & $\frac{3}{4}$ Time	91	<i>B.I.N.G.O.</i>	117
<i>Three Is for Me!</i>		Notes on the First String: Introducing High A . .	118
ACTIVITY: The Dotted Half Note		<i>Back to Russia</i>	
ACTIVITY: The $\frac{3}{4}$ Time Signature	92	ACTIVITY: The Note High A (1st String) . . .	119
Playing Two Notes at Once	93	ACTIVITY: Notes on the Strings:	
<i>Daisy Bell</i>		E, F, G, A, B, C, and High A	120
Notes on the Fifth String: Introducing A	94	<i>The Riddle Song</i>	121
<i>Five Open Strings</i>		Pickup Measures	122
<i>Trash Truck</i>		<i>A-Ticket, A-Tasket</i>	
ACTIVITY: The Note A (5th String)	95	ACTIVITY: Counting Time	123
<i>Scarborough Fair</i>	96	<i>The Yellow Rose of Texas</i>	124
Notes on the Fifth String: Introducing B	97	Tempo Signs	125
<i>Cleaning Up</i>		<i>Three-Tempo Rock</i>	
ACTIVITY: The Note B (5th String)	98	<i>1812 Overture</i>	126
<i>My Pet Cat</i>	99	Reading Three-String Chords as Notes	127
Notes on the Fifth String: Introducing C . . .	100	<i>Theme from Carmen</i>	
<i>Barking Song</i>		ACTIVITY: Three-String Chords as Notes . . .	128
ACTIVITY: The Note C (5th String)	101	Reading Four-String Chords as Notes	129
<i>Volga Boatmen</i>	102	<i>Rockin' with Chords</i>	
<i>Peter Gray</i>		ACTIVITY: Four-String Chords as Notes . . .	130
The Dotted-Half-Note Slash	103	Bass-Chord Accompaniment	131
<i>Liebestraum</i>		<i>Can-Can</i> (duet)	132
ACTIVITY: The Dotted-Half-Note Slash	104	Dynamics	133
<i>A Minor Boogie</i>	105	<i>Theme from Beethoven's Fifth Symphony</i>	
Notes on the Sixth String: Introducing E . . .	106	Introducing the Whole Rest	134
<i>Six Open Strings</i>		<i>The Desert Song</i> (duet)	
<i>Giraffe Under the Staff</i>		<i>Echo Rock</i>	
ACTIVITY: The Note E (6th String)	107	ACTIVITY: Dynamics	135
<i>Two E's</i>	108	ACTIVITY: The Whole Rest	135
Notes on the Sixth String: Introducing F . . .	109	Ties	136
Introducing the Fermata		<i>Shenandoah</i>	
<i>Dad's Classic Car</i>		ACTIVITY: Ties	137
ACTIVITY: The Note F (6th String)	110	<i>When the Saints Go Marching In</i> (duet)	138
ACTIVITY: The Fermata	111	Review: Music Matching Games	139
<i>Sakura</i>	112	Fingerboard Chart	140
		Chord Encyclopedia	140

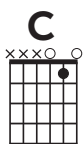
Troubadour Song



Remember to stop the sound by lightly touching the strings with the side of your hand on each ♪. Wait one beat.



Book 1
Track 11



(rest)



(rest)



(rest)

(rest)



Count: 1 2 3 (4) 1 2 3 (4) 1 2 3 (4) 1 2 3 (4)
Play one chord then one more just like a trou - ba - dour.

*A troubadour was a musician who traveled around singing and playing.

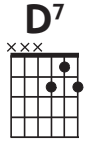
When the Saints Go Marching In



Book 1
Track 24



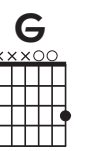
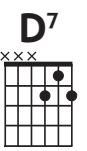
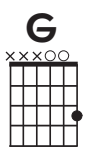
(rest) Oh when the saints go march-ing in,



Oh when the saints go march-ing in,



Oh how I want to be in that num-ber



When the saints go march-ing in.


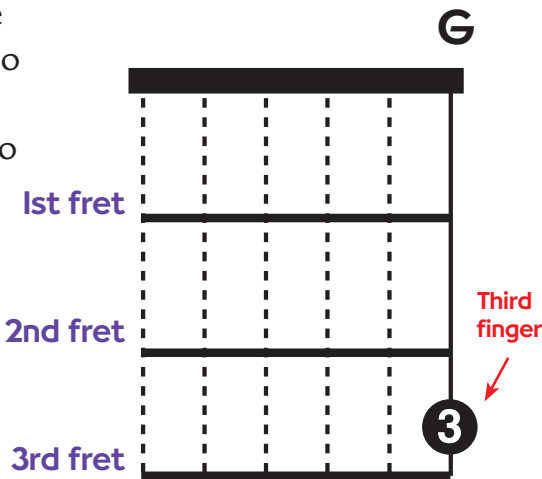
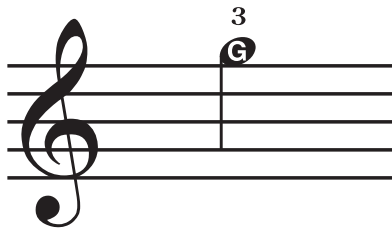
Notes on the First String Introducing G

Hear
this note!



Book 1
Track 35

A note on the space above the staff is called G. Use finger 3 to press the 1st string at the 3rd fret. Use a downpick motion to play only the 1st string.




G Warm-Up




Book 1
Track 36




The Mountain Climber



Book 1
Track 37



From the bot - tom to the top, the fear - less climb - er does not stop.



With his pick and tuned gui - tar, the pre - pared climb - er will go far.