

Major Scale Pro

Lesson Enhancement Series

Melody Bober | Gayle Kowalchyk | E. L. Lancaster

Foreword

Scales are the foundation of music. Learning to play scales in all keys provides pianists with valuable technical skills: coordinating the hands, learning the keyboard topography of different keys, and increasing speed and agility using basic musical patterns.

Major Scale Pro, Book 1 introduces students to the seven white-key major scales in a systematic way. Basics of building a major scale are presented, first by using tetrachords to learn the pattern of whole steps and half steps. Students then begin to play these scales hands separately for one octave. Practice techniques are given to increase facility, and hands-together playing begins with scales in contrary motion. Finally, students play each scale for one octave, hands together, in contrary and parallel motion with an optional teacher duet. Each one-octave scale is followed by a two-octave scale in the same key, played in parallel and contrary motion, also with an optional teacher duet.

The materials in *Major Scale Pro* will provide a satisfying musical experience as pianists learn important technical skills. When students finish this book, they can move to *Major Scale Pro, Book 2*, which introduces the five black-key major scales.

Table of Contents

| | |
|---|----|
| Major Scale Basics | 2 |
| Building Major Scales Beginning on White Keys. | 3 |
| Scale Fingering (One Octave). | 4 |
| Remembering Scale Fingering | 6 |
| Scale Practice | 6 |
| Festival Fun (One-Octave Scale Duet in C Major) | 8 |
| Festival Divertido (Two-Octave Scale Duet in C Major) | 10 |
| Twilight Interlude (One-Octave Scale Duet in D Major). | 12 |
| Moonlight Intermezzo (Two-Octave Scale Duet in D Major) | 14 |
| Overture (One-Octave Scale Duet in E Major) | 16 |
| Reprise (Two-Octave Scale Duet in E Major) | 18 |
| King of Ragtime (One-Octave Scale Duet in F Major). | 20 |
| Ode to Scott Joplin (Two-Octave Scale Duet in F Major) | 22 |
| Jazz Lights (One-Octave Scale Duet in G Major) | 24 |
| Jazzy Nights (Two-Octave Scale Duet in G Major) | 26 |
| Kickin' Country (One-Octave Scale Duet in A Major) | 28 |
| Boots 'n' Spurs (Two-Octave Scale Duet in A Major) | 30 |
| Celtic Charm (One-Octave Scale Duet in B Major) | 32 |
| Ireland Forever (Two-Octave Scale Duet in B Major) | 34 |
| Practice Challenge | 36 |



Copyright © 2015 by Alfred Music
All rights reserved. Printed in USA.
ISBN-10: 1-4706-2967-4
ISBN-13: 978-1-4706-2967-0
Cover image: Trophy: © Shutterstock.com / sergigin

No part of this book shall be reproduced, arranged, adapted, recorded, publicly performed, stored in a retrieval system, or transmitted by any means without written permission from the publisher. In order to comply with copyright laws, please apply for such written permission and/or license by contacting the publisher at alfred.com/permissions.

Remembering Scale Fingering

C, D, E, G, and A Major:

- All five scales use the same fingering.
One octave RH: 123 12345 Two octaves RH: 123 1234 123 12345
LH: 54321 321 LH: 54321 321 4321 321
- The fourth finger plays only once per octave in each scale.
- When playing hands together, finger 3 in each hand plays at the same time.

F Major:

- RH: One octave 1234 1234 Two octaves 1234 123 1234 1234
- LH: Same fingering as C, D, E, G, and A Major
- When playing hands together, the thumbs play at the same time on F and C (except on the first and last notes).


B Major:

- RH: Same fingering as C, D, E, G, and A Major
- LH: One octave 4321 4321 Two octaves 4321 4321 321 4321
- When playing hands together, the thumbs play at the same time on B and E (except on the first and last notes).

Scale Practice


Practice these exercises to prepare for scale playing.

C Major

1. 


mf Transpose to D, E, G, A, and B major.

C Major

2. 

mf Transpose to D, E, F, G, and A major.

F Major

3. 

mf

B Major

4. 

mf

Festival Divertido

(Two-Octave Scale Duet in C Major)

Joyously (♩ = 132)

Melody Bober

Musical notation for measures 1-3. The piece is in 4/4 time. The right hand (treble clef) plays a sequence of chords: C4-E4-G4, C4-E4-G4, C4-E4-G4, C4-E4-G4, C4-E4-G4, C4-E4-G4, C4-E4-G4, C4-E4-G4. Fingerings are indicated as 4-3-1, 4-2-1, 4-2-1, 4-2-1, 4-2-1, 4-2-1, 4-2-1, 4-2-1. The left hand (bass clef) plays a sequence of notes: C3, E3, G3, C4, E4, G4, C4, E4, G4, C4, E4, G4. Dynamics include *mp* and *cresc. poco a poco*.

Musical notation for measures 4-6. Measure 4 starts with a boxed number '4'. The right hand plays chords: C4-E4-G4, C4-E4-G4, C4-E4-G4, C4-E4-G4. Fingerings are 3-1, 3-1, 3-1, 3-1. The left hand plays notes: C3, E3, G3, C4, E4, G4, C4, E4, G4, C4, E4, G4. Dynamics include *f*.

Musical notation for measures 7-9. Measure 7 starts with a boxed number '7'. The right hand plays chords: C4-E4-G4, C4-E4-G4, C4-E4-G4, C4-E4-G4. Fingerings are 1-3, 4-2-1, 5-3-1, 5-3-1. The left hand plays notes: C3, E3, G3, C4, E4, G4, C4, E4, G4, C4, E4, G4. Dynamics include *mp*.

Musical notation for measures 10-12. Measure 10 starts with a boxed number '10'. The right hand plays chords: C4-E4-G4, C4-E4-G4, C4-E4-G4, C4-E4-G4. Fingerings are 5, 1, 4-3-1, 4-3-1. The left hand plays notes: C3, E3, G3, C4, E4, G4, C4, E4, G4, C4, E4, G4. Dynamics include *mf* and *f*.

Festival Divertido

(Two-Octave Scale Duet in C Major)

Joyously (♩ = 132)

Melody Bober

Both hands one octave higher with duet

Parallel Motion

Measures 1-3: Treble clef (1 3 1 4 1 3), Bass clef (5 1 3 1 4). Dynamics: *mp*, *cresc. poco a poco*.

Measures 4-6: Treble clef (1 3 1 3), Bass clef (1 3 1 4). Dynamics: *f*.

Measures 7-9: Treble clef (1 3 1 3), Bass clef (1 3 1 3). Dynamics: *mp*.

Measures 10-12: Treble clef (1 3 1 4 1 3), Bass clef (1 3 1 3). Dynamics: *mf*, *f*.