

Contents

Book 2 Review	3	The Four-String D Chord	27
Introducing B-Flat	4	<i>Four-Beat Blues</i>	
<i>B-Flat Bop</i>		<i>Frankie and Johnny</i>	
<i>Good Night Ladies</i>		The Major Scale	29
Key Signatures	6	Introducing the C Major Scale	
<i>Ode to Joy (Extended Version)</i>		C Major Scale Exercise	
Eighth Notes	7	<i>This Is an Octave</i>	
<i>Jammin' with Eighth Notes</i>		<i>Joy to the World</i>	
<i>Clementine</i>		The G Major Scale	
<i>Go Tell Aunt Rhody</i>		Key Signature	
<i>Eighth Note Rock</i>		<i>Polly Wolly Doodle</i>	
Dotted Quarter Notes	12	Crescendo and Diminuendo	
Counting Dotted Quarter Notes		The F Major Scale	
<i>Cockles and Mussels</i>		Accidentals	
<i>Auld Lang Syne</i>		<i>Give My Regards to Broadway</i>	
The Down-and-Up Stroke	15	<i>The Man on the Flying Trapeze</i>	
<i>The Streets of Laredo</i>		Introducing Eighth Rests	37
Introducing F-Sharp	17	Clap and Count Out Loud	
<i>Little Brown Jug</i>		<i>La Bamba</i>	
Introducing the Four-String D7 Chord	18	Three Principal Chords	39
<i>Rockin' the Bach</i>		<i>Rockin' with Three Chords in G</i>	
<i>Amazing Grace</i>		<i>King Louie Rocks</i>	
Bass-Chord Accompaniment in $\frac{3}{4}$	20	Introducing Five- & Six-String Chords	41
<i>Cielito Lindo</i>		The Five-String A Chord	
Sharps \sharp, Flats \flat, and Naturals \natural	22	The Six-String E7 Chord	
Half Steps and Whole Steps	23	Three Principal Chords in A	41
The Chromatic Scale	24	<i>The 12-Bar Blues in A (duet)</i>	
Chromatic Scale Going Up		Introducing the Pentatonic Scale	43
Chromatic Scale Going Down		<i>Over the Rainbow</i>	44
<i>Chromatic Rock</i>		Music Matching Games	46
<i>Rockabilly Bass Line</i>		Guitar Fingerboard Chart	47
		Chord Encyclopedia	47
		Certificate of Completion	48


Tuning Your Guitar Tracks 1 & 2

The CD contains all the warm-ups and tunes in Book 3, so you may listen and play along with them. You need to be sure your guitar is in tune every time you start to play, especially when you want to play along with the CD. Listen carefully to the instructions on Track 1, then use Track 2 to get your guitar in tune.

Eighth Note Rock



Allegro Moderato



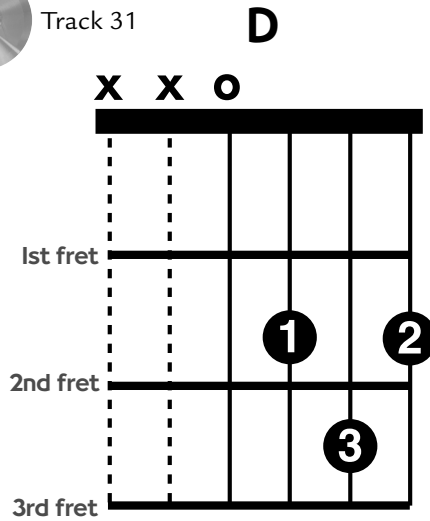

The Four-String D Chord

Use finger 1 and 2 to press the 3rd and 1st strings at the 2nd fret. Use finger 3 to press the 2nd string at the 3rd fret.

Hear this note!



Track 31





Four-Beat Blues



Track 32

This tune uses sharps, flats, naturals, and the four-string D chord. Play it slowly at first and gradually increase the speed as you become more comfortable playing it.

Moderato



Three Principal Chords

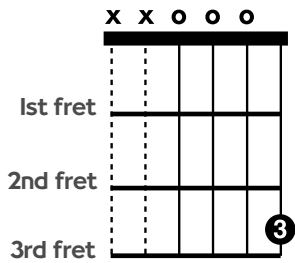
The three principal chords are the most commonly used chords used in that key. If you number all the notes of a major scale, there are eight total notes. Below are the numbered notes of the G Major scale.




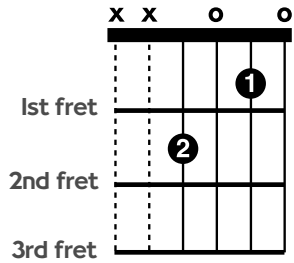
The three principal chords are the chords based on the 1st, 4th, and 5th notes of the major scale. In the key of G, the three principal chords are G (1), C (4), and D7 (5).




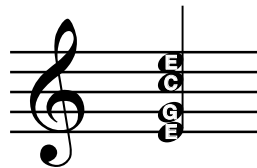

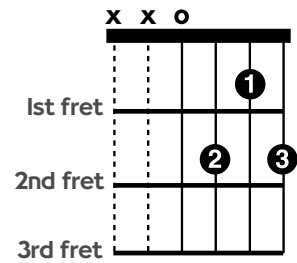
G



C



D7



Learn both parts of this duet and play along with the recording, your teacher, a parent, or a friend. To play the rhythm so it sounds like the real blues, play the groups of two eighth notes with the first note a little longer, and the second a little shorter (listen to the recording of “The 12-Bar Blues in A” to hear how it sounds). This blues rhythm is called *swing eighths*. Whenever you see “swing eighths” written at the beginning of a song, play the eighth notes with this rhythm.



The 12-Bar Blues in A (duet) Track 56

Moderato

swing eighths

1

2

1

2

1

2

1

2