

Sing at First Sight ... *More Melodies!*

REPRODUCIBLE EXERCISES FOR SIGHT-SINGING PRACTICE

Andy Beck • Brian Lewis

How to Use This Book

Designed to be used in conjunction with *Sing at First Sight (Levels 1 & 2)* and the *Reproducible Companion* book/CDs, *More Melodies!* provides reinforcement and learning extensions for the concepts introduced throughout this complete sight-singing course.

Rhythm Readiness pages at the beginning of each unit are designed to be spoken, clapped, tapped, or sung on a pitch.

Sequential Pitch Exercises are designed to challenge, yet nurture developing sight-singers. There are many excellent techniques that work well with sight-singing. It is recommended that students sing the exercises in this book using solfège syllables to help establish a tonal base. However, it is not the intention of the authors to require the use of any single methodology, but rather to provide tools to allow teachers to make instructional choices that fit their own personal teaching style.

Challenge Exercises, included in each lesson, are slightly more difficult. In addition to regular practice, they may be used for exams, friendly classroom competitions, or extra credit work.

How to Use This CD

Reproducible PDF files of each lesson are included on the enclosed disc. The purchase of this CD carries with it the right to display these images on an interactive whiteboard and/or post them on a website. Limited to one school/organization only.

Table of Contents

Level 1, Unit 1	2
Level 1, Unit 2	12
Level 1, Unit 3	22
Level 1, Unit 4	32
Level 1, Unit 5	42
Level 1, Unit 6	52
Level 2, Unit 1	62
Level 2, Unit 2	72
Level 2, Unit 3	82
Level 2, Unit 4	92
Major and Minor Key Signatures	102
Curwen Hand Signs	103

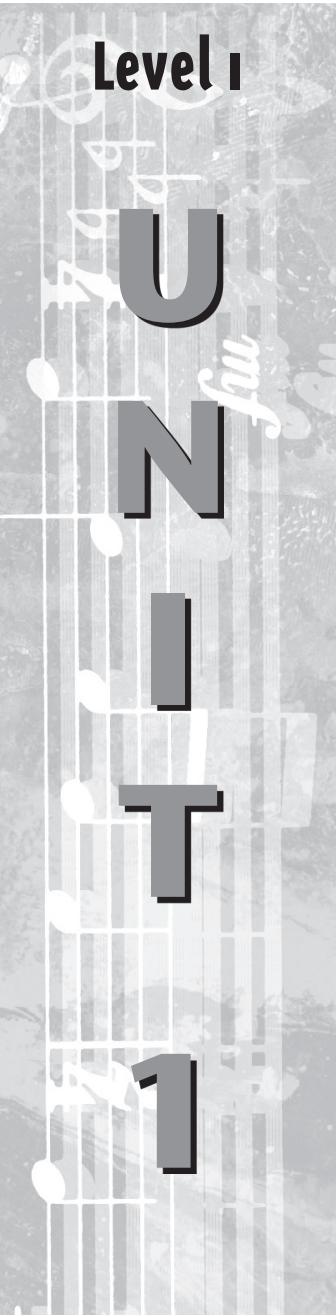


Alfred Music
P.O. Box 10003
Van Nuys, CA 91410-0003
alfred.com

© 2014 by Alfred Music
All Rights Reserved. Printed in USA.

ISBN-10: 1-4706-1562-2
ISBN-13: 978-1-4706-1562-8


**NOTE: The purchase of this book carries with it the right to photocopy the entire book.
Limited to one school/organization only. NOT FOR RESALE.**





$\frac{4}{4}$ Time, C Major, F Major, Quarter Note, Quarter Rest, Do, Re, Half Note, Half Rest, Mi, Fa, Whole Note, Whole Rest, Sol, La, Eighth Note, Eighth Rest, Ti, High Do


Rhythm Readiness 1	3
Lesson 1 Quarter Note, Quarter Rest, Do, Re	4
Lesson 2 Half Note, Half Rest, Mi, Fa	6
Lesson 3 Whole Note, Whole Rest, Sol, La	8
Lesson 4 Eighth Note, Eighth Rest, Ti, High Do.	10


Rhythm Readiness 1


1. 




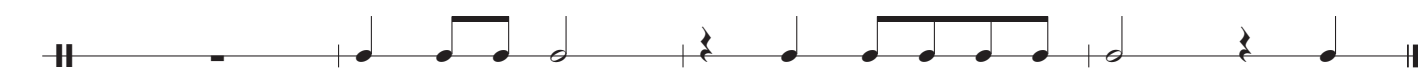
2. 



3. 





4. 





Challenge Exercise

5. 



Lesson 1

The following exercises correspond with Lesson 1 in the *Sing at First Sight, Level 1* Textbook and Reproducible Companion.

1.

2.



Hint

Be sure to keep a steady pulse, even during the rests.

3.


 Level 1

U

N

I

T

2

Repeat Sign, 1st and 2nd Endings, G Major, D Major, Tie, Dotted Half Note, Low Ti, High Re, Dotted Quarter Note, Low La, Low Sol, Intervals, 2nds, 3rds

Rhythm Readiness 2.13

Lesson 5 Tie14

Lesson 6 Dotted Half Note, *Low Ti, High Re*16

Lesson 7 Dotted Quarter Note, *Low La, Low Sol*18

Lesson 8 Intervals, 2nds, 3rds20


 Level 1

Dynamic Signs (pp, p, mp, mf, f, ff), Crescendo, Decrescendo, B \flat Major, E \flat Major, $\frac{3}{4}$ Time, $\frac{2}{4}$ Time, 8ths/Octaves, Eighth-Quarter-Eighth Note Pattern, 4ths, 5ths

Rhythm Readiness 3	23
Lesson 9 $\frac{3}{4}$ Time, $\frac{2}{4}$ Time	24
Lesson 10 8ths/Octaves	26
Lesson 11 Eighth-Quarter-Eighth Note Pattern, 4ths	28
Lesson 12 5ths	30


 Level 1

Da Capo, Dal Segno, Fine, Coda, A Major, E Major, 6ths, 7ths, Changing Meter, Pick-up Notes, Sixteenth Notes, Sixteenth-Eighth Note Patterns

Rhythm Readiness 4.	33
Lesson 13 6ths	34
Lesson 14 7ths	36
Lesson 15 Changing Meter, Pick-up Notes.	38
Lesson 16 Sixteenth Note, Sixteenth-Eighth Note Patterns. . .	40


 Level 1

Articulation Marks (Slur/Legato, Staccato, Marcato/Accent, Tenuto), A \flat Major, D \flat Major, Rounds/Canons, Two-Part Harmony, Dotted Eighth Note, Dotted Eighth-Sixteenth Note Patterns, Triplet

Rhythm Readiness 5	43
Lesson 17 Rounds/Canons	44
Lesson 18 Two-Part Harmony	46
Lesson 19 Dotted Eighth Note, Dotted Eighth-Sixteenth Note Patterns	48
Lesson 20 Triplet	50

A vertical banner on the left side of the page. It features a background of musical staves with notes and clefs. The text 'Level 1' is at the top, followed by 'UNIT' in large, bold, grey letters, and '6' at the bottom.

Level 1

Tempo Markings (Largo, Adagio, Andante, Moderato, Allegro, Presto, Ritardando/Rallentando, Accelerando, Molto, Poco a Poco), B Major, G \flat Major, $\frac{2}{2}$ Time/Cut Time, $\frac{6}{8}$ Time, $\frac{9}{8}$ Time, Three-Part Harmony

Rhythm Readiness 653

Lesson 21 $\frac{2}{2}$ Time/Cut Time54

Lesson 22 $\frac{6}{8}$ Time, $\frac{9}{8}$ Time56

Lesson 23 Three-Part Harmony (Treble).58

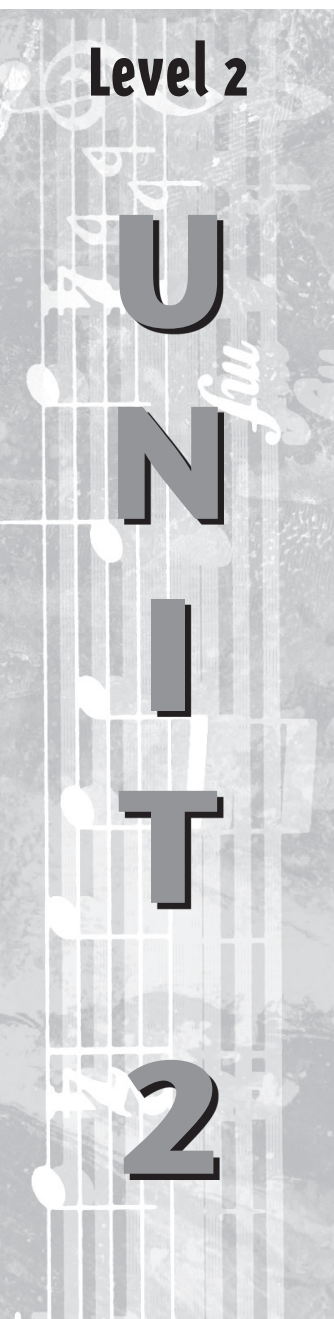
Lesson 24 Three-Part Harmony (Mixed)60



Level 2

*A Minor, D Minor, E Minor, Half and Whole Steps, Accidentals,
Singing in Minor: La, Ti, Do, Re, Mi, Fa, Sol, High La, Fi, Si*

Rhythm Readiness 7	63
Lesson 1 <i>La, Ti, Do, Re, Mi</i>	64
Lesson 2 <i>Fa, Sol, High La</i>	66
Lesson 3 <i>Fi</i>	68
Lesson 4 <i>Si</i>	70



G Minor, B Minor, C Minor, Four-Part Harmony, Di, Ri, Li, Te

Rhythm Readiness 8	73
Lesson 5	<i>Di</i>	74
Lesson 6	<i>Ri</i>	76
Lesson 7	<i>Li</i>	78
Lesson 8	<i>Te</i>	80



Level 2

U

N

I

T

3

F# Minor, F Minor, C# Minor, $\frac{5}{4}$ Time, Quarter Note Triplet, Le, Se, Me, Ra

Rhythm Readiness 983

Lesson 9 *Le* 84

Lesson 10 *Se*86

Lesson 11 *Me*88

Lesson 12 *Ra*90



Level 2

B \flat Minor, G \sharp Minor, E \flat Minor, $\frac{12}{8}$ Time, Sixteenth-Eighth-Sixteenth Note Patterns, Chromatic Scale, Major and Minor 2nds, Major and Minor 3rds, 4ths and 5ths (Perfect, Augmented, and Diminished), Major and Minor 6ths and 7ths

Rhythm Readiness 10	93
Lesson 13 Major and Minor 2nds	94
Lesson 14 Major and Minor 3rds	96
Lesson 15 4ths and 5ths (Perfect, Augmented, and Diminished)	98
Lesson 16 Major and Minor 6ths and 7ths	100