



Vol. 6 Preschool-PK

# Dizzy Dogs and Curious Cats

Music, Movement, and Literature Activities  
for Preschoolers

Dena C. Adams & Claire D. Clark



Alfred Music  
P.O. Box 10003  
Van Nuys, CA 91410-0003  
[alfred.com](http://alfred.com)

Copyright © 2014 by Alfred Music  
All rights reserved. Printed in USA.  
ISBN-10: 1-4706-1548-7  
ISBN-13: 978-1-4706-1548-2

# Table of Contents

<b>Designed Just for You</b> .....	4
<b>Foreword</b> .....	5
<b>About This Book</b> .....	6
<b>Use of iTunes, CD, and Instruments</b> .....	8

## Activities

Dizzy Dogs on the Go! .....	10
Funga Alafia (Welcome) .....	12
Leapfrog .....	14
Pony Tails Dance .....	16
Literature Connection: Not Norman .....	18
Lots of Pets .....	22
Hey Diddle Diddle .....	27
Los Pollitos Dicen (The Baby Chicks Sing) .....	28
The Cat Paw Swat .....	31
Mini-Book: Fetch! .....	32
Yippy Yappy Yay! .....	36
Sho-Jo-Ji .....	38
Going Home .....	40
Literature Connection: I Love Cats .....	43
Oh, I Wish .....	44
Get Up in the Morning .....	47
Parangsai (Blue Bird) .....	48
Way Down Yonder .....	50
Goin' to the Pet Store .....	56
Igor Iguana .....	58
Storyboard Music: El Señor Don Gato .....	60
Do Your Ears Hang Low? .....	66
Boo Hoo Hoo Hoo! .....	68
My Goose .....	73

Spat, Case, and Roy . . . . .	74
Jump, Dog, Jump! . . . . .	76
Mini-Book: My Funny Little Kitty . . . . .	78
Toucan Tim and Toucan Tina . . . . .	80
Doggie Bath . . . . .	84
Poor Little Kitty Cat . . . . .	86
Literature Connection: Oh Where, Oh Where Has My Little Dog Gone? . . . . .	90
Pajarito (Little Bird) . . . . .	94
My Pet Sounds Like This . . . . .	96
My Pony Can Gallop: The Wild Horseman by Robert Schumann . . . . .	99
The Pet Turn-Around Song . . . . .	100
Wish I Were a Turtle . . . . .	102
The Llama Walk. . . . .	104
BIG Commitment. . . . .	106
Pet Pokey . . . . .	109
Three Curious Cats . . . . .	110

### **Bonus Songs for Instrumental Playalong, Sing-Along, and Dancing**

B-I-N-G-O. . . . .	112
Bow Wow Wow . . . . .	112
Five Little Ducklings . . . . .	113
Five Little Monkeys . . . . .	114
Froggie Went A-Courtin' . . . . .	115
La Muchacha, Cucaracha . . . . .	116
Monkey in the Middle . . . . .	117
Pop! Goes the Weasel . . . . .	118

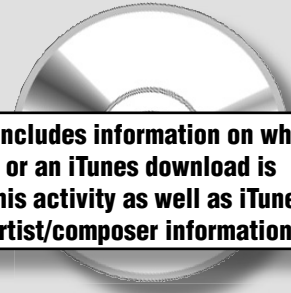
<b>Directions for Making Mini-Books and Letter Cards</b> . . . . .	119
--	-----

<b>Index of American Sign Language</b> . . . . .	120
--	-----

<b>Index of iTunes Downloads and CD Tracks</b> . . . . .	122
--	-----

<b>Index of Activities</b> . . . . .	125
--------------------------------------	-----

# Activity Title



The CD icon includes information on whether or not the CD or an iTunes download is included in this activity as well as iTunes ID, album, and artist/composer information.

## What You Need

This box includes a list of all the materials you will need for this activity. All reproducibles for a particular activity follow the activity directions.

## Skills or Objectives

This box includes the music and literacy objectives of the activity.

## What to Do

1. In this box, you'll find easy-to-follow directions on how to lead this activity.
2. Feel free to adapt the activity to your own needs and the needs of your children, your location, etc.
3. While teaching activities, consider developing your own start and stop cues, such as:
  - a. "1, 2, ready play!"
  - b. "1, 2, ready stop!"
  - c. A director's cut-off cue

## Extensions and Ideas

1. "What else can I do with this activity?" This is the place to find even more ideas on how to play with this song and/or chant.
2. Of course, you should always feel free to add your own ideas and extensions.

## Tip for Success

"Tip for Success" boxes include ideas to help make the activities successful.

## About the Music

Some activities include a snippet of information about the music.

## American Sign Language

Whenever ASL is referenced in the lesson, look for the American Sign Language box to learn the ASL sign. For example:

**DOG:** With one hand, pat the lap, and then snap fingers.

# Mini-Book: Fetch!



## What You Need

NO CD Required

Fetch Pictures: shoe, stick, mail, rope (Enlarge and copy 1 of each.) (Post pictures around the room.)

Mini-Book: copy and assemble 1 per child (See directions on page 119.)

*Optional: real shoe, pot, mail, rope*

## Skills or Objectives

Read and sing the mini-book

Word recognition

Response to cue

Rhyming words

Animal Awareness: dog

*Optional: create class book*

## What to Do

1. Sing and move.
  - a. Sing verse 1 to the children: "Hey, Blue! Will you fetch my shoe?"
  - b. Children respond by tiptoeing to the location of the Shoe Picture.
  - c. Select a child to bring the picture to you. Alternately, you retrieve it from the wall.
  - d. Continue to sing each of the verses, repeating the process above.
2. Sing and read the Mini-Book. Note: The book contains additional verses.
  - a. Demonstrate how to read/sing while turning the pages in the Mini-Book.
  - b. Help children read/sing while turning pages in their own books.

## Extensions and Ideas

1. Use real items positioned around the room to sing and move. Call on individual students to go "fetch" the item by singing a verse to him/her.
2. Guide the children in creating new verses by creating a list of pets' names and then finding rhyming items to fetch. ("Hey Doll! Will you fetch my ball?")
3. Create a class book of *Fetch!* Each child draws a picture and dictates or writes his/her own page. Bind the book and then sing or read as a class. Display the book for parents to view.

## Fetch!

Words and Music by Dena C. Adams



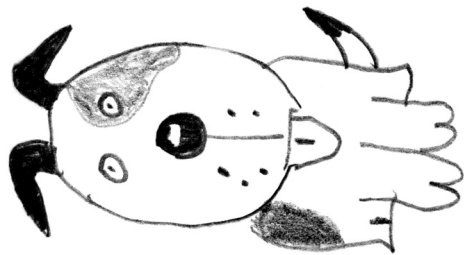
1. Hey Blue! — Will you fetch my — shoe? —

Verse 2:  
Hey Trick! Will you fetch my stick?

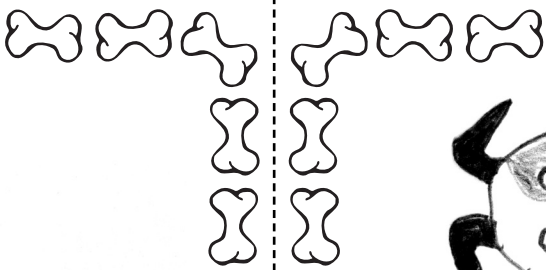
Verse 3:  
Hey Trail! Will you fetch my mail?

Verse 4:  
Hey Slope! Will you fetch my rope?

Child's Name \_\_\_\_\_




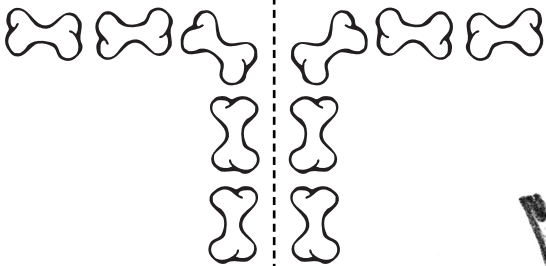
Fetch!



Hey, Draper! Will you fetch my paper?



Hey, Slope! Will you fetch my rope?



Hey, Trick! Will you fetch my stick?

