


Contents

Selecting Your Ukulele.....	3	Ties.....	30
The Parts of Your Ukulele.....	4	<i>Down in the Valley</i>	30
How to Hold Your Ukulele.....	5	<i>Ode to Joy</i>	32
The Right Hand: Strumming the Strings.....	6	The C Chord.....	33
Using Your Left Hand.....	7	Incomplete Measures.....	34
How to Tune Your Ukulele.....	8	<i>A-Tisket, A-Tasket</i>	34
Getting Acquainted with Music.....	10	<i>Tom Dooley</i>	35
Reading TAB.....	11	Eighth Notes.....	36
The First String A.....	12	<i>Jammin' with Eighth Notes</i>	36
<i>Playing with A, B, C</i>	12	<i>Go Tell Aunt Rhody</i>	37
<i>Extra Credit</i>	13	Dotted Quarter Notes.....	38
Sound Off: How to Count Time.....	14	<i>Cockles and Mussels</i>	38
Repeat Signs.....	15	<i>Clementine</i>	40
<i>1st String Blues</i>	15	The G7 Chord.....	42
The Second String E.....	16	<i>Aloha 'Oe</i>	43
<i>Jammin' on Two Strings</i>	16	<i>When the Saints Go Marching In</i>	44
<i>Hot Cross Buns</i>	17	<i>Love Somebody</i>	45
<i>Blues in C</i>	18	<i>The Streets of Laredo</i>	46
<i>Rockin' Uke</i>	19	The Down-and-Up Stroke.....	47
The Third String C.....	20	The Fermata.....	48
<i>Jammin' on Three Strings</i>	20	<i>Michael, Row the Boat Ashore</i>	48
<i>Largo</i>	21	<i>Frankie and Johnny</i>	49
<i>Jingle Bells</i>	22	The Dotted 8th and 16th Note Rhythm.....	50
<i>Beautiful Brown Eyes</i>	23	Blues Strum.....	50
Introducing B-flat.....	24	<i>Careless Love</i>	51
<i>Aura Lee</i>	24	The G Chord.....	52
<i>Three-String Boogie</i>	25	The D7 Chord.....	53
Tempo Signs.....	26	Introducing F-sharp.....	54
Quarter Rest.....	26	<i>Little Brown Jug</i>	54
<i>Three-Tempo Rockin' Uke</i>	26	Bluegrass Strum.....	55
The C7 Chord.....	27	D.C. al Fine.....	56
The F Chord.....	28	<i>Gimme That Old-Time Religion</i>	56
<i>Good Night Ladies</i>	29	Calypso Strum.....	58
Key Signatures.....	30	<i>Mary Ann</i>	59
		<i>The Sloop John B.</i>	60
		<i>Over the Rainbow</i>	62
		Certificate of Promotion.....	64

Sound-Off: How to Count Time


4 Kinds of Notes




QUARTER NOTE
ONE COUNT



HALF NOTE
TWO COUNTS



DOTTED HALF NOTE
THREE COUNTS



WHOLE NOTE
FOUR COUNTS



Time Signatures

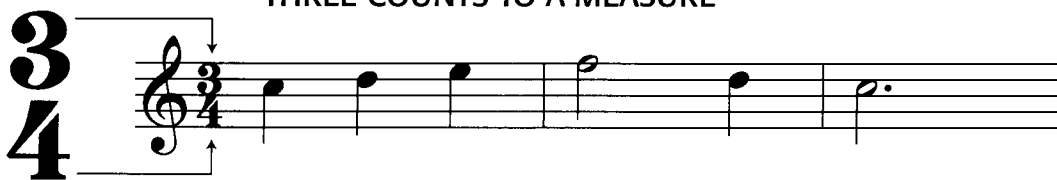
Each piece of music has numbers at the beginning called a *time signature*. These numbers tell us how to count time. The TOP NUMBER tells us how many counts are in each measure. The BOTTOM NUMBER tells us what kind of note gets one count.

FOUR COUNTS TO A MEASURE



A QUARTER NOTE GETS ONE COUNT

THREE COUNTS TO A MEASURE



A QUARTER NOTE GETS ONE COUNT

TWO COUNTS TO A MEASURE



A QUARTER NOTE GETS ONE COUNT

Important: Go back and fill in the missing time signatures of the songs already learned.